

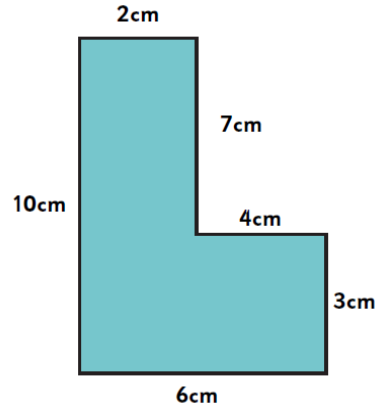
# Year 5 Homework C - 29<sup>th</sup> September 2023

**Remember** to also have a go at TTRS (Sound Check), Spelling Shed and Lexia (if you have it)! All links are on the class page. Forgotten your login? Let me know!

## Perimeter

Find the perimeter of the shape.

**Remember:** To find the perimeter we add together the length of every side.



## Multiplication

$9 \times 6 = \underline{\quad\quad\quad}. \quad 6 \times 12 = \underline{\quad\quad\quad}.$

$10 \times 6 = \underline{\quad\quad\quad}. \quad 7 \times 6 = \underline{\quad\quad\quad}.$

$12 \times 6 = \underline{\quad\quad\quad}. \quad 6 \times 2 = \underline{\quad\quad\quad}.$

$3 \times 6 = \underline{\quad\quad\quad}. \quad 1 \times 6 = \underline{\quad\quad\quad}.$

$4 \times 6 = \underline{\quad\quad\quad}. \quad 11 \times 6 = \underline{\quad\quad\quad}.$

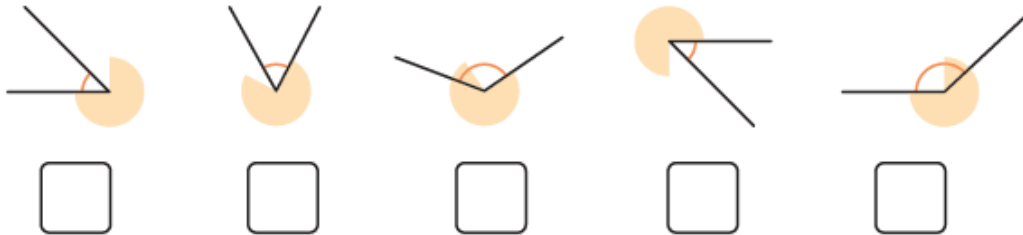
$6 \times 6 = \underline{\quad\quad\quad}. \quad 5 \times 6 = \underline{\quad\quad\quad}.$

1	2	3	4	5	6	7	8	9	10
11	12	13	14	15	16	17	18	19	20
21	22	23	24	25	26	27	28	29	30
31	32	33	34	35	36	37	38	39	40
41	42	43	44	45	46	47	48	49	50
51	52	53	54	55	56	57	58	59	60
61	62	63	64	65	66	67	68	69	70
71	72	73	74	75	76	77	78	79	80
81	82	83	84	85	86	87	88	89	90
91	92	93	94	95	96	97	98	99	100

## Shape

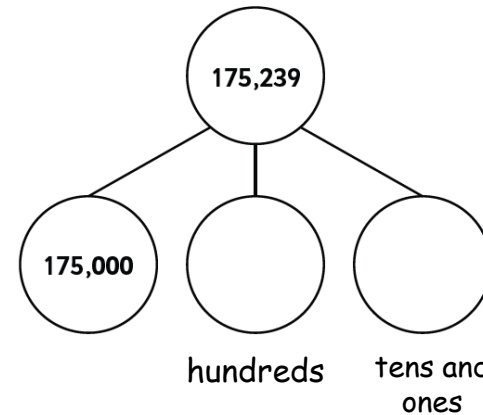
Tick all the **acute** angles.

**Remember:** Acute angles are less than 90° (a right angle).



## Place Value

1. Complete the part-whole model:



2. Circle the **greater** number.

Ten thousands	Thousands	Hundreds	Tens	Ones
●●	●●●●	●	●●	●●●●

Ten thousands	Thousands	Hundreds	Tens	Ones
●●	●●●●	●●●●	●●	●●●●